

# JA3503D

# DELAYING RELAY



### Features

- Solid base design, stable structure
- Maturing circuit, stable and reliable performances
- Surface mounting technology, advanced craftwork

### Typical Applications

Delaying control of lamp & radiator

## CHARACTERISTICS

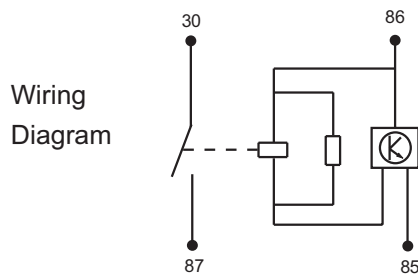
Norminal voltage	12VDC
Operating voltage range	9VDC to 16VDC
Contact rating	Resistive: 15A 13.5VDC
	Lamp: 5A 13.5VDC
Delaying time <sup>1)</sup>	480s ± 60s
Electrical endurance	1×10 <sup>5</sup> OPS (at nomi. vol.)

Ambient temperature	-40°C to 85°C
Vibration resistance	10Hz to 200Hz 49m/s <sup>2</sup> (5g)
Shock resistance	196m/s <sup>2</sup> (20g)
Weight	Approx. 40g
Mechanical data	cover retention (pull & push): 250N min.
	terminal retention (pull & push): 110N min.

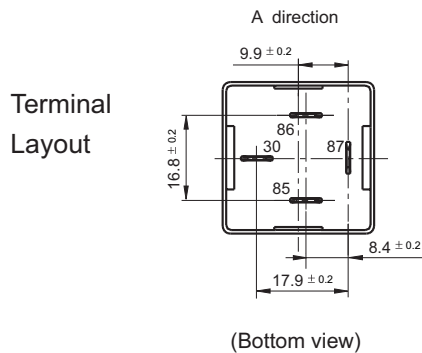
1) When demand of time delay is different from above, please contact Hongfa for more technology support.

## OUTLINE DIMENSIONS AND WIRING DIAGRAM

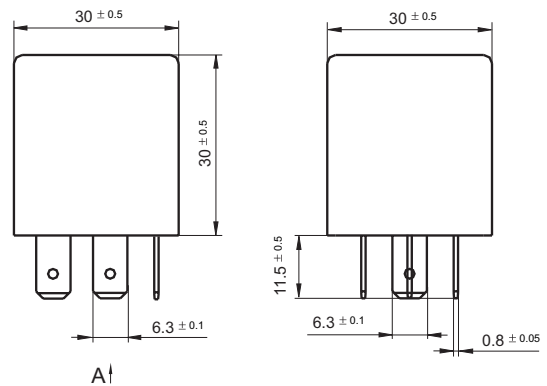
Unit: mm



1. As shown in left wiring diagram, for JA3503D, terminal 30 is connected with anode of 12VDC, terminal 86 with cathode of battery, and terminal 85 with triggering switch, terminal 87 with load.
2. Once terminal 85 gets high potential (9VDC to 16VDC), contact of inner relay will close, terminal 87 and 30 will switch on. When terminal 85 gets low potential (0VDC to 1.2VDC), delay signal is sent out, after 480s±60s, terminal 87 and 30 will switch off.
3. If terminal 85 is triggered again (down-trigger) during the delaying period, The delay will restart for 480s±60s.
4. Energizing time of high electric lever for terminal S shall be less than 0.3s.



### Outline Dimensions



HONGFA RELAY

ISO9001、ISO/TS16949、ISO14001、OHSAS18001 CERTIFIED

2007 Rev. 1.00